



# Needles for longarm quilting machines

For creating quilts with multidirectional seams

# GROZ-BECKERT

## Groz-Beckert KG

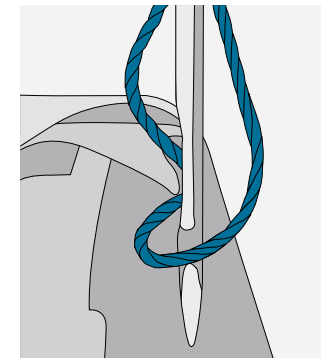
Parkweg 2, 72458 Albstadt, Germany  
 Phone +49 7431 10-0, Fax +49 7431 10-2777  
 contact-sewing@groz-beckert.com  
 www.groz-beckert.com

### The challenges when creating quilts

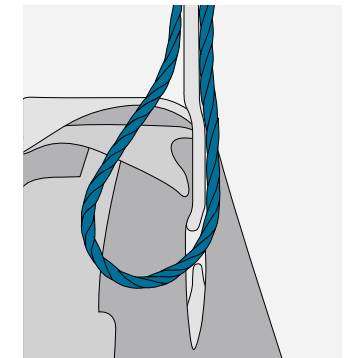
On longarm quilting machines, a variety of different fabrics, threads and battings are assembled to one big quilt. In this process, the sewing direction changes regularly, which means that the sewing thread is pulled out of the needle eye in different directions. This can lead to a change in the thread twist as well as to an unstable loop formation.

### The advantages of the MR needle when creating quilts


- The special blade and scarf geometry of the MR needle results in an outstanding bending resistance and highest stability.
- The deep and long scarf allows a very tight adjustment of the hook, which increases the security of a perfect loop pick-up.
- The deep thread groove, which extends into the eye area, guarantees an optimum protection of the thread.
- The special thread guiding reduces the unwinding of the thread.



Possibility of negative loop formation with a standard needle



Secure loop formation with an MR needle



MR needle

MR product range for longarm quilting machines		Available needle sizes							
Groz-Beckert designation	Point style	Recommended needle sizes for longarm quilting machines							
		2.0	2.5	3.0	3.5	4.0	4.5	5.0	6.0
		65-70	75-80	85-90	95-100	105-110	120	125-130	140-160
134 MR	R	•	•	•	•	•	•	•	
134 MR FFG	FFG	•	•	•	•	•	•	•	•
134 MR GEBEDUR™*	FFG	•	•	•	•	•	•	•	

\* Groz-Beckert GEBEDUR™ needles are coated with titanium nitride, which leads to a higher hardness in comparison to standard needles. This offers a better protection against wear and damages, especially in the point and eye area, and results in a better seam quality and a longer lifetime of the needle.



## The advantages of the Loop Control™ geometry when creating quilts

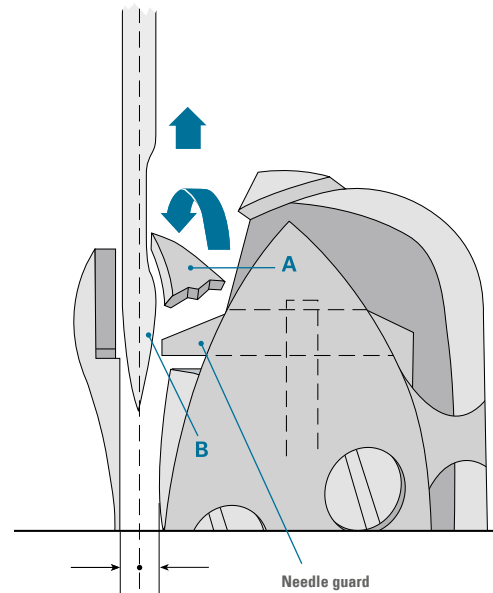
The innovative Loop Control™ geometry improves the loop pick-up and guarantees an optimum formation of the loop. Especially in challenging sewing operations, like multidirectional quilting, the sewing thread tends to unwind during loop formation. Single yarns or filaments may then be picked-up or torn off by the hook. The special shape of the Loop Control™ needle's thread guiding area reduces this problem.



Conventional geometry



Loop Control™ geometry



## Machine adjustment

The adjustment of the machine is important for its performance as well as for the sewing result. The hook point (A) should be adjusted right above the needle eye and should be as close as possible to the scarf. However, the hook point should not touch the needle.

The needle (B) should be located in the middle of the free space in the bobbin case and should not be deflected by the needle guard.

Loop Control™ product range for longarm quilting machines		Available needle sizes							
Groz-Beckert designation	Point style	Recommended needle sizes for longarm quilting machines							
		80	90	100	110	120	130	140	160
134	R	•	•	•	•	•	•	•	•
134 FFG	FFG	•	•	•	•	•	•	•	•
134 R GEBEDUR™	R	•	•	•	•	•	•	•	•
134 FFG GEBEDUR™	FFG	•	•	•	•	•	•	•	•

Groz-Beckert MR and Loop Control™ needles can be used on longarm machines of the following brands:

- APQS
- Gammill Quilting Machine Company
- Innova Quilting Systems
- Handi Quilter
- Nolting Quilting Machines
- Prodigy Quilter
- Tin Lizzie Quilting Machines